



International
Services & Programs
HOUSTON COMMUNITY COLLEGE

F-1留学生资料阅读手册

怎么样**准备**和**上传**申请文件

如果你正在阅读这个指导手册...

1. 您已经完成个人资料的填写，并成功提交
2. 请在[MyEagle Student Sign-in](#)登入您的学生账号
3. 现在您可以开始准备所有必需的资料，然后再将其上传到清单中





在哪里找表格清单?



Contact Us MyEagle Student Sign-in Give to HCC About HCC Locations I Am A

HCC HOUSTON COMMUNITY COLLEGE Programs & Courses Admissions & Financial Aid Support Services Student Experience HCC in the Community

Support Services Home > Support Services > International Students > Admissions for International Students

Admissions for International Students

Application for International Students

Students planning to attend HCC on F-1 status must submit/upload a complete application to the Office of International Student Services & Study Abroad (OISS&SA) by the application deadlines (incomplete applications will NOT be accepted for processing).

Note: If you are an international student planning to attend HCC on a status different than F-1 (DACA, refugee, L visa, H visa, etc.), please visit First Time in College and follow the instructions. If you are an F-1 student applicant, please proceed to the steps below.

What type of F-1 International Student am I? (Click on links below for steps on how to complete each application)

- New International Student:** I live outside the U.S. and want to attend HCC on an F-1 visa.
- Transfer International Student:** I am an F-1 student in the U.S., and I want to transfer to HCC.
- Change of Status Student:** I am in the U.S. on a non-immigrant visa and wish to change my status to F-1.
- Defer Attendance Student:** I have already applied to HCC but need to change my start date/semester.
- Concurrent Student:** An F-1 student from another U.S. school who is permitted to take a few classes at HCC.

Apply to HCC: New Students Living Outside the U.S.

- Step 1: Online application, W and P numbers
- Step 2: Sign in to your HCC account
- Step 3: Prepare application documents

** All documents must be saved as PDF files with short names (less than 30 characters). The file name should not contain any invalid characters such as (":" <>?). Bad quality or upside-down documents will be rejected. Please combine different document types in 1 PDF file. For example, if you have statements from different banks, save them as one file. To scan and convert a file to PDF format, you can also use free PDF scanner apps (Genius Scan - PDF Scanner, Fast Scanner: Free PDF Scan for Android, Tiny Scanner - PDF scanner, etc.) Upon uploading, the System will add automatically 3 or 4-digit code and your HCC ID number to the name of the document. Do not attempt to modify the document's name!*

- Complete the SEVIS Form I-20 Application

*Note: Type the information online and then print and sign it. (This document may not show on the To Do list if we have received it via email.) *Add additional page if more than 1 dependents.*
- Passport photocopy (biometric page only) *

** Provide this document for all dependents (spouse/ children under 21) who will accompany you, as well as marriage and birth certificates.*
- Financial Documentation

Note: If you have multiple documents, save them as 1 document in PDF format.
- Application Fee (please save a copy of the receipt)

Pay the non-refundable application fee of \$75 and save the receipt as a PDF.

How to pay the fee:

Online payments (preferred): You can pay the fee online using a credit card or funds transfer from your local bank. For online payments, refer to the [International Payment Tutorial \(Flywire\)](#) for instructions. Please note that you must have completed Step 1 and Step 2 before you can make a payment online. Alternatively, you can pay the fee at any HCC campus and save the receipt.

Note: The payment term and entrance term may vary when paying the fee online.

• 对于不同的类型的清单，要上传的文档列表是不同的。

• 去到这个网址

<https://www.hccs.edu/support-services/international-students/admissions/>

• 选择你的申请表类型，然后点击第三个步骤: 准备申请文件



需要符合 要求 准备文件

所有文档都必须另存为带有短名称的PDF文件。

质量不佳或倒置的文件将被拒绝。

将同一类型的不同文档合并到一个PDF文件中。例如，如果您有来自不同银行的对帐单，请将它们另存为一个文件。

您还可以使用适用于Windows, Android和Apple的免费PDF扫描仪应用程序。



如何上传文件





打开浏览器并搜索网址
www.hccs.edu

The screenshot shows the Houston Community College website. At the top, there is a navigation menu with links for "Contact Us", "MyEagle Student Sign-in", and "Give to HCC". Below this is the HCC logo and the text "HOUSTON COMMUNITY COLLEGE". To the right of the logo is a secondary navigation menu with links for "Programs & Courses", "Admissions & Financial Aid", "Support Services", "Student Experience", and "HCC in the Community". The main content area features a large banner image of five diverse students sitting around a table, looking at a laptop. Overlaid on the banner is the text "GET AHEAD. GET AN EDGE." and "Registration is now open." Below this text are two buttons: "NEW STUDENTS APPLY NOW" and "CURRENT/FORMER STUDENTS ENROLL NOW". At the bottom of the banner is a yellow section with the word "Discover" in large letters, followed by the text "Discover the right program for you!" and two buttons: "BROWSE ALL PROGRAMS" and "CHOOSE YOUR PATHWAY".

点击
[MyEagle Student Sign-in](#)
进入学生网站

MyEagle

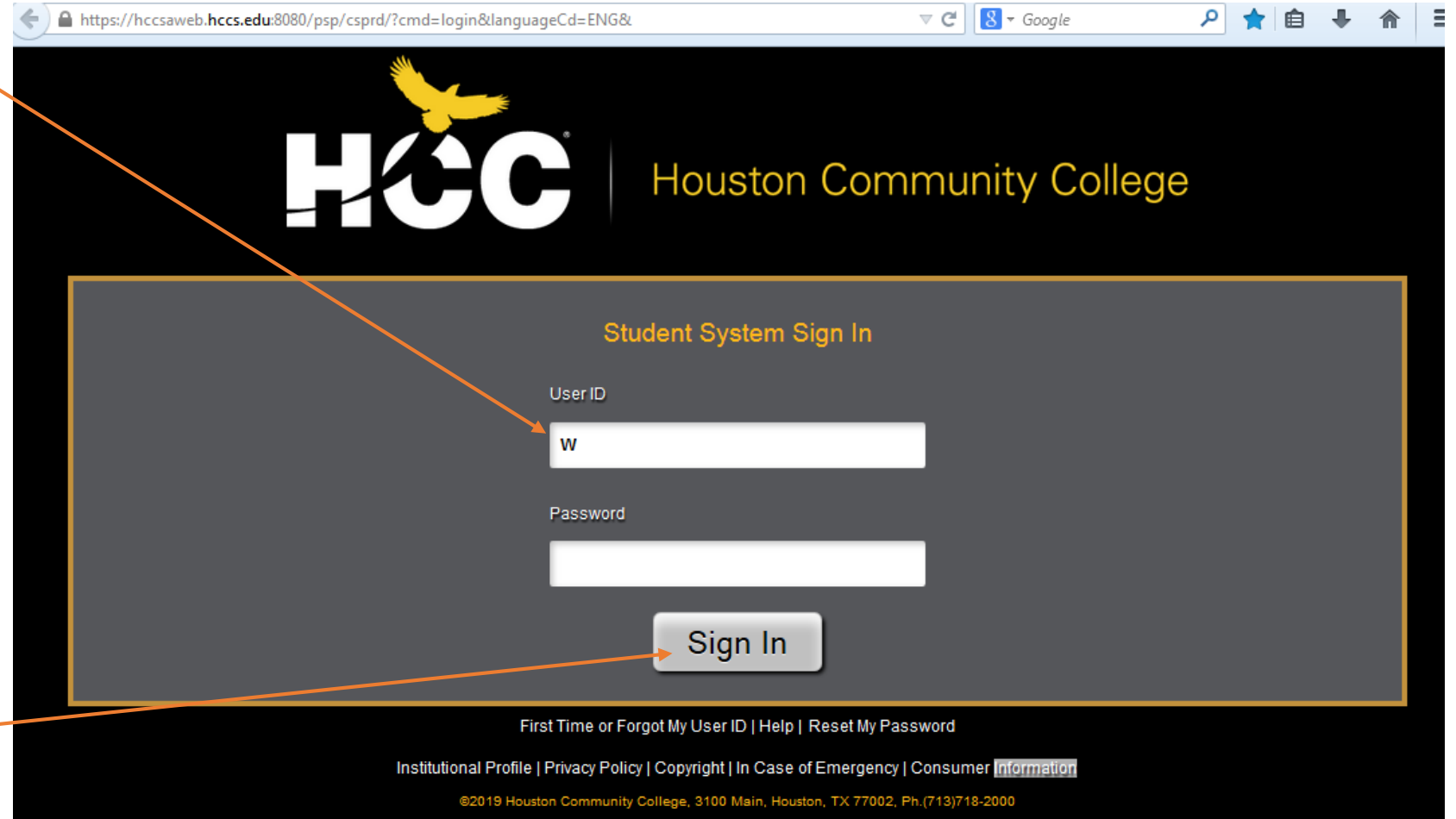
myeagle.hccs.edu

HCC MyEagle

Current/Former Students Enroll Now	Student Sign-In	Class Search	Campus Map	Calendar	Course Catalog	
Eagle Online Canvas	Email	ART at Eastside - Guest Artist Jan Knight 6815 Rustic St 77087 HCC Felix Morales Building Foyer Monday, October 21, 2019 Public Events	hccs.edu	Learning Web	Library	
The Egalitarian	Student Help	Student Life	Change Password	In case of Emergency	Find a Tutor	HCC Blog Zone
HCC EduTube	Faculty Resources	Email Student Contact Center	EGLS3	Search HCC	HCC Facebook	HCC Twitter
HCC Photo Album	HCC YouTube	Call Student Contact Center	Career and Job Placement	Student Complaints	HCC Career Hub	
Campus Open						

点击
Student Sign-In

输入您的
User ID (学生账户
(W2_____))
和 Password (登入密码)



https://hccsaweb.hccs.edu:8080/psp/csprd/?cmd=login&languageCd=ENG&

HCC | Houston Community College

Student System Sign In

User ID
W

Password

Sign In

[First Time or Forgot My User ID](#) | [Help](#) | [Reset My Password](#)

[Institutional Profile](#) | [Privacy Policy](#) | [Copyright](#) | [In Case of Emergency](#) | [Consumer Information](#)

©2019 Houston Community College, 3100 Main, Houston, TX 77002, Ph.(713)718-2000

点击 Sign In 进入













点击
Checklists

MyEagle Homepage

hccsaweb.hccs.edu:8080/psc/csprd/EMPLOYEE/SA/c/NUL_FRAMEWORK.PT_LANDINGPAGE.GBL?

Apps

Student Homepage

Checklists  11 To Do's	Message Center  0 Unread Message(s)	Manage Classes  Go to Checklists, complete required items.
Continuing & Adult Ed Classes  Register for CEU Courses	Academic Progress  The Academic Requirements report is not available.	
Academic Records 	Profile  W212360690	Financial Account 
Financial Aid 	Eagle Resources 	

F-1学生清单：
显示待办事项清单上的文件

在注册课程之前，还需要完成以下清单。

- New Item List (Possible)**
- Affidavit of Support
 - Bank Statements
 - Copy of Passport
 - I-20 Application Form
 - I-20 Fee
 - HS Transcript for below 18
 - Dependent Information
 - Employment Letter/ Sponsor
 - Tax Return Form
 - Deferment Fee
- Tran Item List (Possible)**
- Affidavit of Support
 - Bank Statements
 - Copy of Passport
 - Copy of Previous I-20,
 - Copy of Visa,
 - I-20 Application Form
 - I-20 Fee
 - Copy of I-94,
 - Orientation Fee,
 - Transfer Stud Advisor Report,
 - Dependent Information
 - Employment Letter/ Sponsor
 - Tax Return Form
 - Deferment Fee

Task	Status
I-20 Fee	Initiated
I-20 Application	Initiated
Affidavit of Support	Initiated
Bank Statement	Initiated
Copy of Passport	Initiated
I-20 In Process	Initiated

一旦清单上的文件已上传，清单上的项目将消失，最后只剩下I-20 In Process

Browser tabs: MyEagle, Task Details

URL: hccsaweb.hccs.edu:8080/psc/csprd_17/EMPLOYEE/SA/c/SCC_TASKS_FL.SCC_TASK_MD_TGT_FL.GBL?Action=U&MD=Y&GMenu=SCC_TASKS_FL&GComp=SCC_TASKS_SP_FL&GPage=SCC_START_PAGE_FL&cname=CS_TASKS

HCC Checklists

- F1 Student Checklist (6)
- HCC Policy Checklist (4)
- On-Boarding Checklist (1)

To Do List

Task	Status
I-20 Fee	Initiated
I-20 Application	Initiated
Affidavit of Support	Initiated
Bank Statement	Initiated
Copy of Passport	Initiated
I-20 In Process	Initiated

Task Details

Affidavit of Support

If your sponsor is residing in the US, an Affidavit of Support (I-134) is required. The Affidavit of support can be downloaded from HCC website or directly from www.uscis.gov >Forms> I-134. If your sponsor is residing outside of U.S., an Affidavit of Support (International) is required. It can be found on Step. 3 on the Application: Prepare Required Documents> Financial Requirements. Please upload document as .PDF file. If more than one sponsor, provide Affidavit from each sponsor. If self-sponsoring, no Affidavit is required.

[Upload](#)

Click Upload

MyEagle Checklist Document Upload

hccsaweb.hccs.edu:8080/psp/csprd_8/EMPLOYEE/SA/c/HCC_CUSTOM_MENU_FL.HCC_CHECKLIST_VACC.GBL?Page

Tasks Checklist Document Upload

Attach Record

Empl ID 212360690
Item: Affidavit of Support

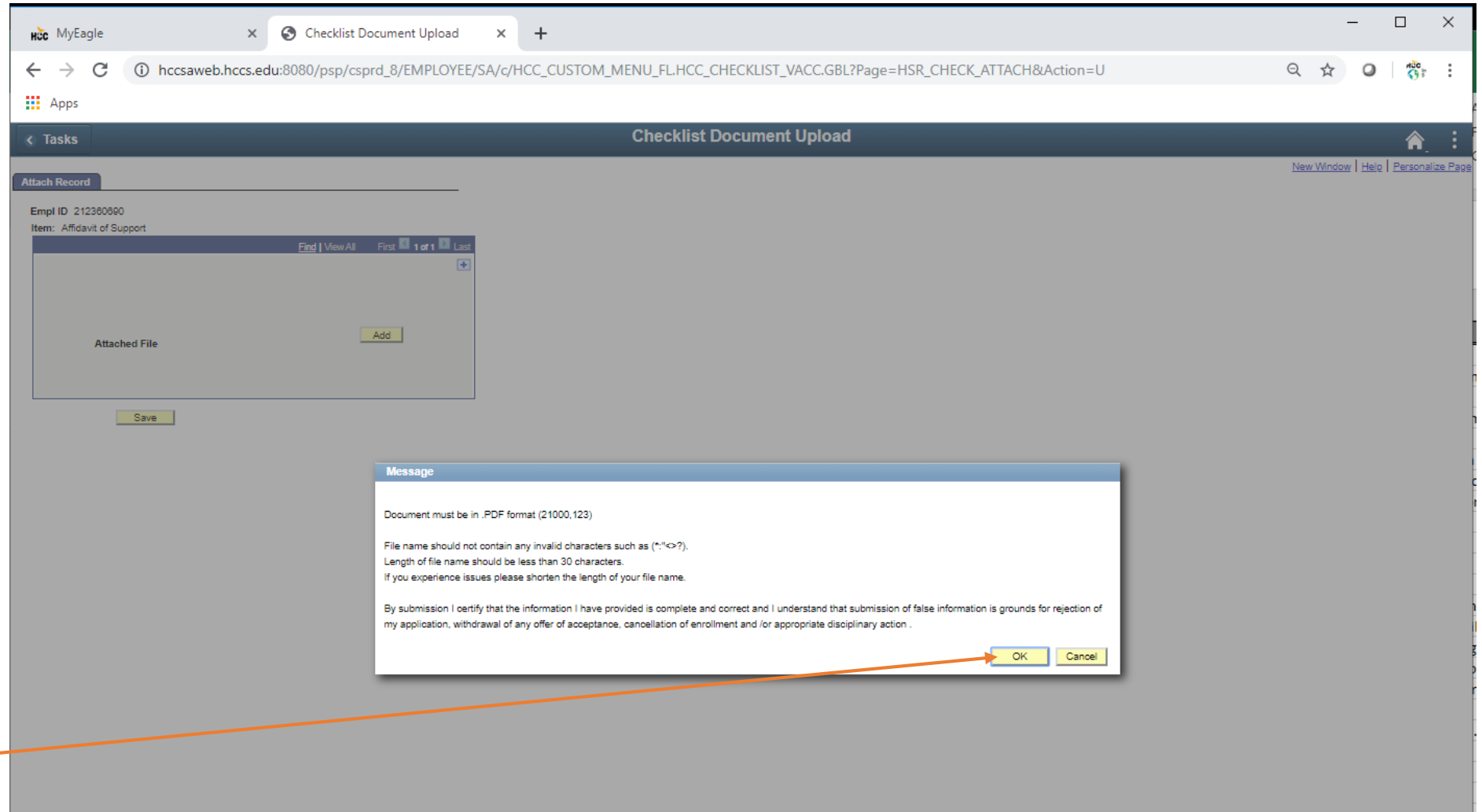
Attached File

Add

Save

New Window | Help | Personalize Page

点击
Add



The screenshot shows a web browser window with the URL `hccsaweb.hccs.edu:8080/psp/csprd_8/EMPLOYEE/SA/c/HCC_CUSTOM_MENU_FL.HCC_CHECKLIST_VACC.GBL?Page=HSR_CHECK_ATTACH&Action=U`. The page title is "Checklist Document Upload". Under the "Attach Record" section, the employee ID is 212380090 and the item is "Affidavit of Support". There is an "Attached File" area with an "Add" button and a "Save" button below it. A "Message" dialog box is displayed in the foreground with the following text:

Message

Document must be in .PDF format (21000,123)

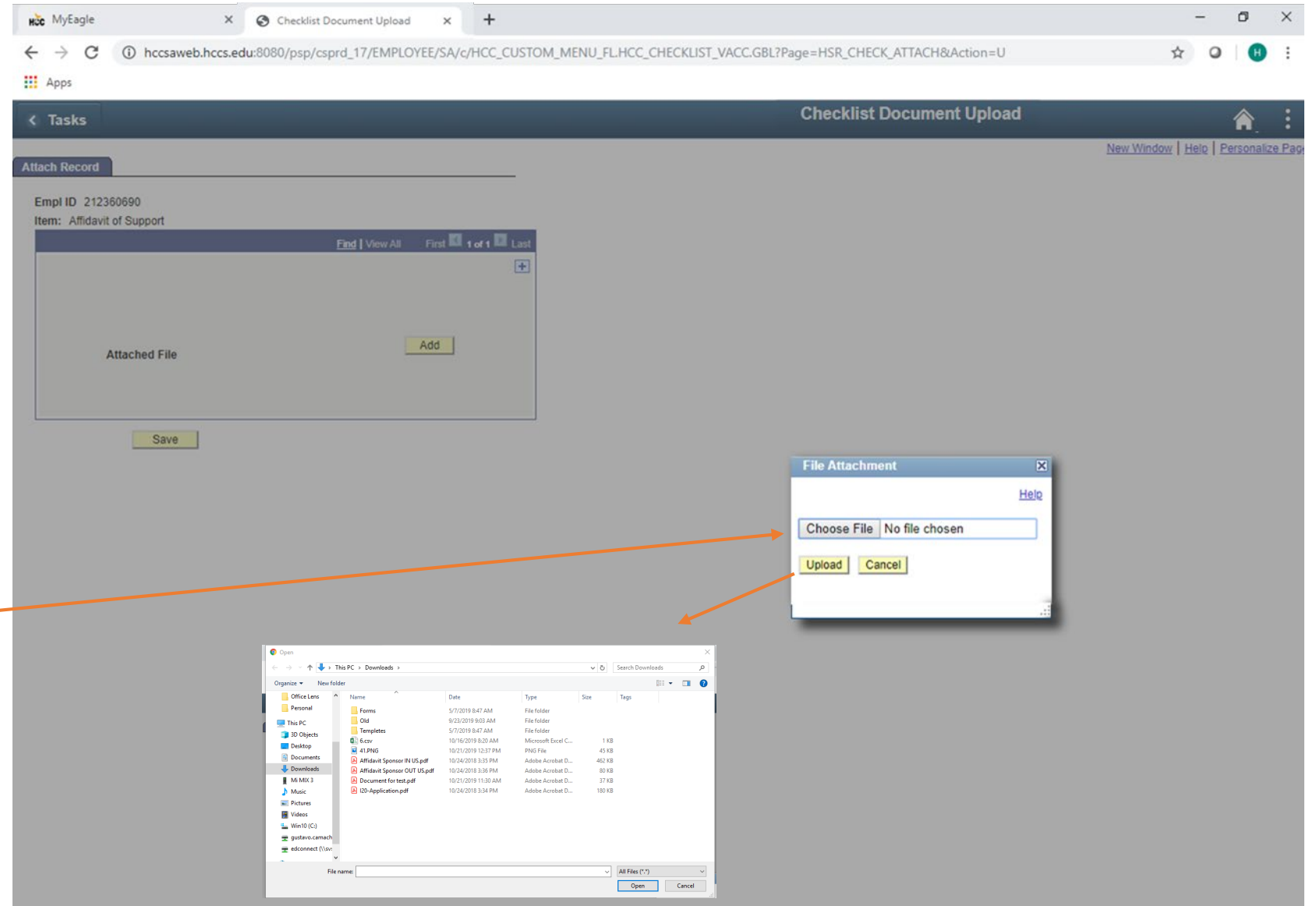
File name should not contain any invalid characters such as (*:"<>?).
Length of file name should be less than 30 characters.
If you experience issues please shorten the length of your file name.

By submission I certify that the information I have provided is complete and correct and I understand that submission of false information is grounds for rejection of my application, withdrawal of any offer of acceptance, cancellation of enrollment and /or appropriate disciplinary action .

Buttons: OK, Cancel

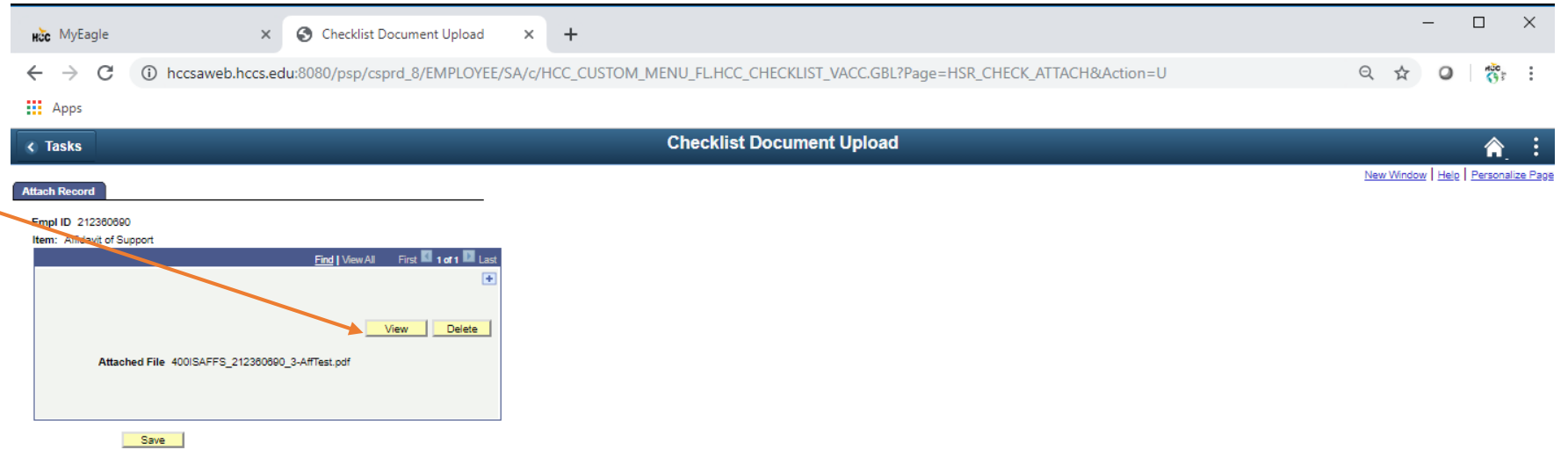
An orange arrow points from the "OK" button in the dialog box to a light blue box on the left side of the image.

阅读说明并点击
OK



点击
Choose File 根据 PDF 格式的文件，然后点击Upload

点击
View
查看您上传的文档



MyEagle Checklist Document Upload

hccsaweb.hccs.edu:8080/psp/csprd_8/EMPLOYEE/SA/c/HCC_CUSTOM_MENU_FL.HCC_CHECKLIST_VACC.GBL?Page=HSR_CHECK_ATTACH&Action=U

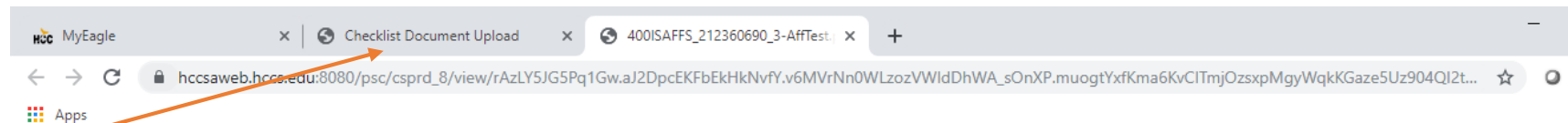
Tasks Checklist Document Upload

Attach Record

Empl ID 212360890
Item: Affidavit of Support

End	View All	First	1 of 1	Last
Attached File 400ISAFFS_212360890_3-AffTest.pdf				
View Delete				


Save



查看文档后,点击 **Checklist Document Upload** 选项 · 跳转并查看原页面

400ISAFFS_212360690_3-AffTest.pdf 1 / 1

HCC ID: _____

 **Affidavit of Financial Support**
(For Non-US Citizen/ Non-US Resident Sponsor)

This is to certify that I will assume financial responsibility for the student's duration of study at Houston Community College (and dependents, if applicable).

Full Financial Responsibility* [] Tuition and Fee Expenses* [] Living Expenses* [] Dependent Expenses** []

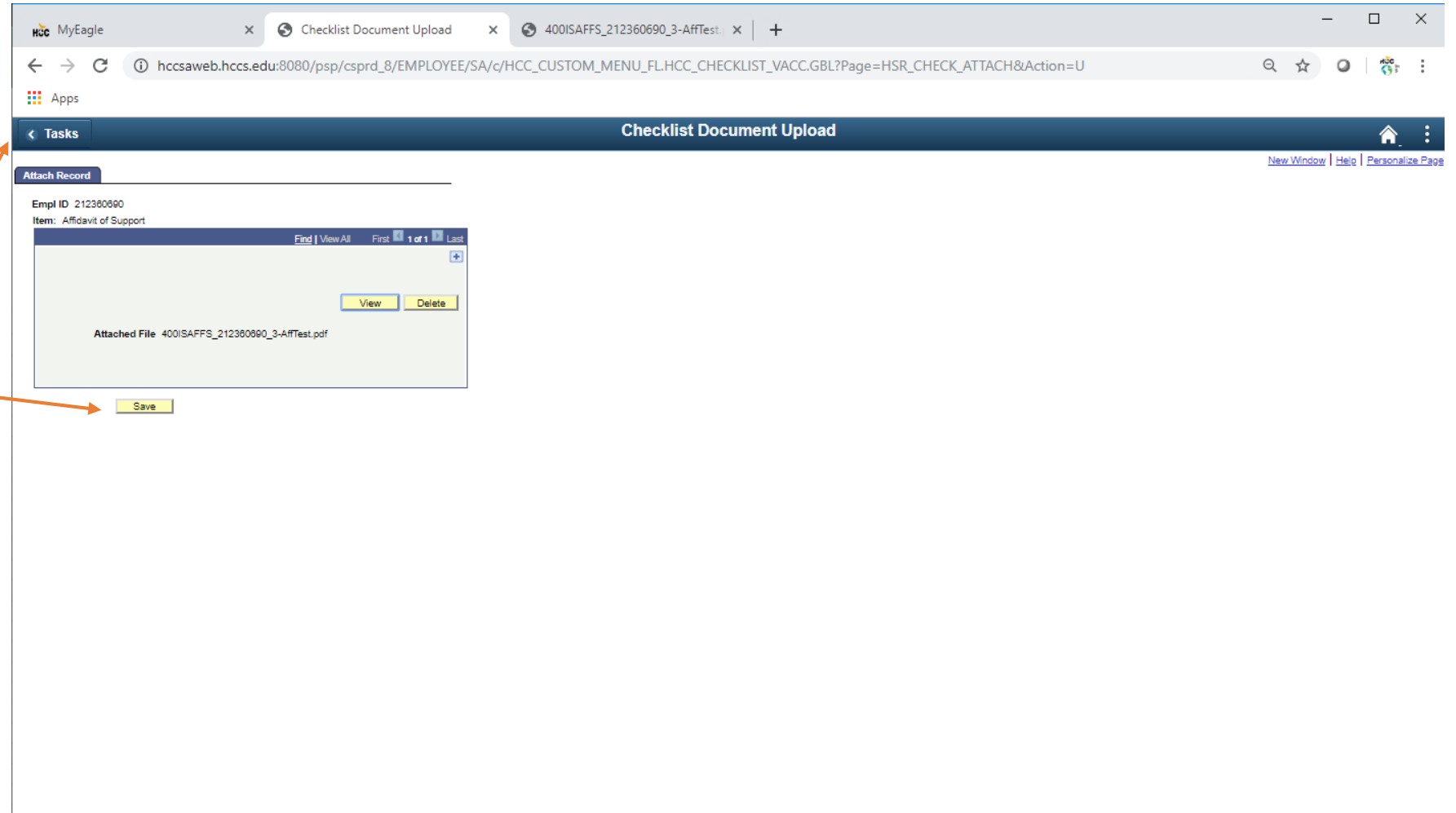
NOTE: *You must include additional supporting financial documents showing assets in the amount of **\$22,980 USD** (given this is the estimated cost for a full year of study at HCC). **Additional financial support required: **\$4,400 USD** per dependent. These figures are subject to change without notification.

STUDENT INFORMATION:

_____	_____	_____
Family (Last) Name	First Name	Date of Birth

DEPENDENT INFORMATION: (Copy of proof of relationship must be submitted in English. Additional dependents can be added on a separate sheet of paper.)

_____	_____	_____
Family (Last) Name	First Name	Date of Birth
_____	_____	_____
Country of Birth	Country of Citizenship	Relationship



MyEagle Checklist Document Upload 400ISAFFS_212380690_3-AffTest

hccsaweb.hccs.edu:8080/psp/csprd_8/EMPLOYEE/SA/c/HCC_CUSTOM_MENU_FL.HCC_CHECKLIST_VACC.GBL?Page=HSR_CHECK_ATTACH&Action=U

Tasks Checklist Document Upload

Attach Record

Empl ID 212380690
Item: Affidavit of Support

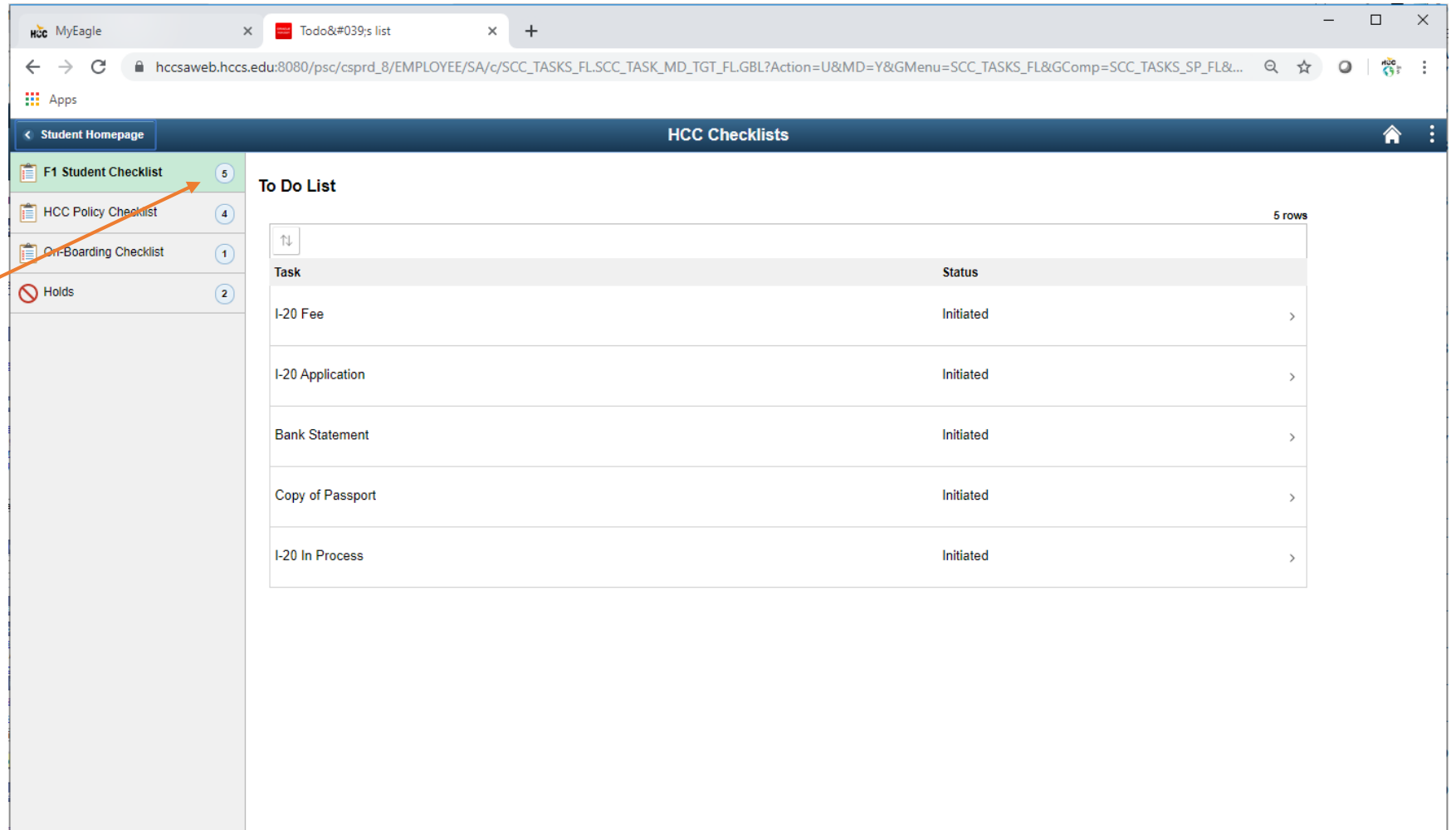
Find View All First 1 of 1 Last
Attached File 400ISAFFS_212380690_3-AffTest.pdf

View Delete

Save

New Window | Help | Personalize Page

先点击
Save保存
然后
Tasks
以返回清单屏幕



MyEagle

hccsaweb.hccs.edu:8080/psc/csprd_8/EMPLOYEE/SA/c/SCC_TASKS_FL.SCC_TASK_MD_TGT_FL.GBL?Action=U&MD=Y&GMenu=SCC_TASKS_FL&GComp=SCC_TASKS_SP_FL&...

Student Homepage

HCC Checklists

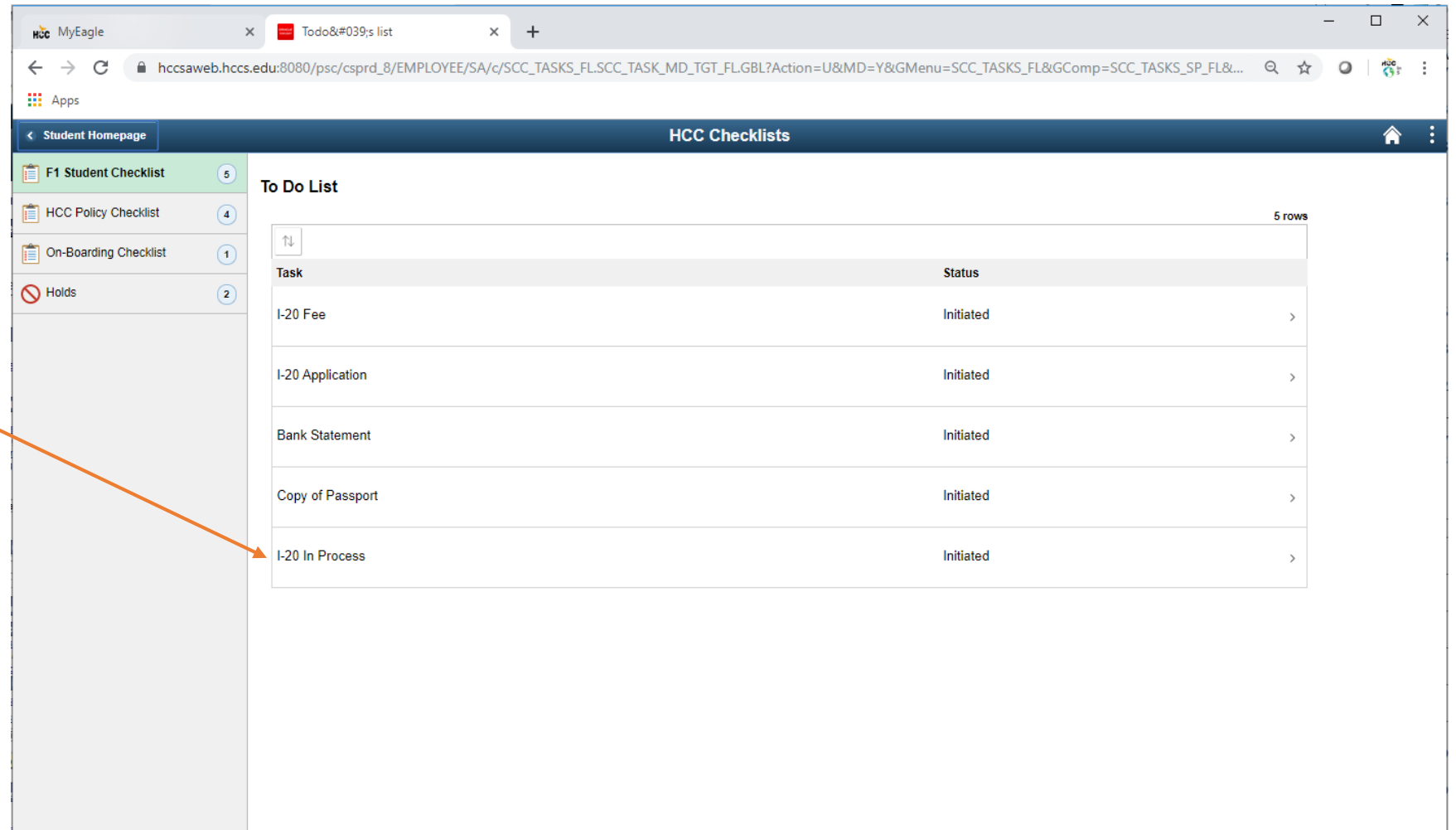
- F1 Student Checklist 5
- HCC Policy Checklist 4
- On-Boarding Checklist 1
- Holds 2

To Do List

5 rows

Task	Status
I-20 Fee	Initiated
I-20 Application	Initiated
Bank Statement	Initiated
Copy of Passport	Initiated
I-20 In Process	Initiated

上传文件时，请耐心等待，当 **To do list** 列表只剩下 I-20 in process，表明所有文件都上传成功。当文件没有上传完成时，请勿着急关闭此页面。



MyEagle

hccsaweb.hccs.edu:8080/psc/csprd_8/EMPLOYEE/SA/c/SCC_TASKS_FL.SCC_TASK_MD_TGT_FL.GBL?Action=U&MD=Y&GMenu=SCC_TASKS_FL&GComp=SCC_TASKS_SP_FL&...

Student Homepage

HCC Checklists

F1 Student Checklist 5

HCC Policy Checklist 4

On-Boarding Checklist 1

Holds 2

To Do List

5 rows

Task	Status
I-20 Fee	Initiated
I-20 Application	Initiated
Bank Statement	Initiated
Copy of Passports	Initiated
I-20 In Process	Initiated

现在你可以**重复**一样的操作在你的 To-Do list 里的每个文件。完成后，在 F1 学生的清单应该只显示**1**个文件 **I-20 In Process**

MyEagle x Todo's list x +

hccsaweb.hccs.edu:8080/psc/csprd_17/EMPLOYEE/SA/c/SCC_TASKS_FL_SCC_TASK_MD_TGT_FL_GBL?Action=U&MD=Y&GMenu=SCC_TASKS_FL&GComp=SCC_TASKS_SP_FL&GPage=SCC_START_PAGE_FL&scname=CS_TASKS

Apps

Student Homepage **HCC Checklists**

- F1 Student Checklist 3
- HCC Policy Checklist 4
- On-Boarding Checklist 1
- Holds 2

To Do List 3 rows

Task	Status	
I-20 Fee	Initiated	>
I-20 In Process	Initiated	>

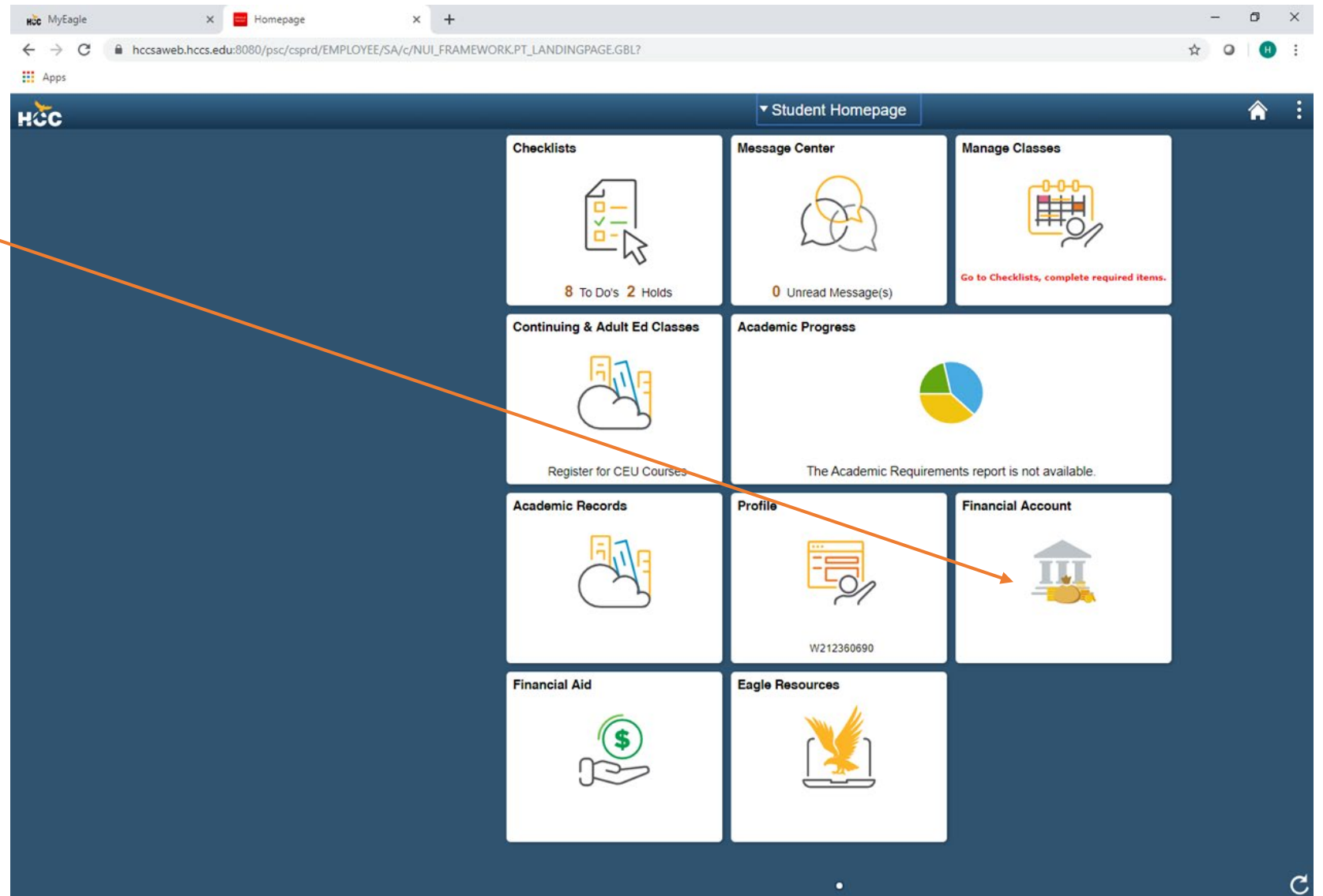
如何支付 I-20 Fee,
点击回到
Student Homepage.

支付你的申请表格费, 开学典礼活动经费和学费,
点击

Financial Account

如果你需要知道如何支付以上费用,
请阅读以下指导手册

FLYWIRE International Students Payment Tutorial



The screenshot shows the HCC MyEagle Student Homepage dashboard. The dashboard is a grid of tiles with the following content:

- Checklists:** 8 To Do's, 2 Holds. Includes an icon of a checklist with a cursor.
- Message Center:** 0 Unread Message(s). Includes an icon of two overlapping speech bubbles.
- Manage Classes:** Includes an icon of a calendar and a pencil. Text below: "Go to Checklists, complete required items."
- Continuing & Adult Ed Classes:** Includes an icon of a cloud and books. Text below: "Register for CEU Courses".
- Academic Progress:** Includes a pie chart icon. Text below: "The Academic Requirements report is not available."
- Academic Records:** Includes an icon of a cloud and books.
- Profile:** Includes an icon of a person and a document. Text below: "W212360690".
- Financial Account:** Includes an icon of a building with a dollar sign. An orange arrow from the text box on the left points to this tile.
- Financial Aid:** Includes an icon of a hand holding a dollar sign.
- Eagle Resources:** Includes an icon of an eagle on a laptop.



International Services & Programs

HOUSTON COMMUNITY COLLEGE

3200 Main St, Houston, TX
P: 713.718.8521 | F: 713.718.2112
<https://www.hccs.edu/international>